

VERTEX ARBITRAGE FUND PLUS

VERTEX ONE
Asset Management Inc.

Absolutely Alternative

Low Volatility

Absolute Returns

Tax Efficient

Investment Objective & Strategy

The principal investment objective is to generate consistent, positive returns, with low volatility and low correlation to equity markets. With the majority of the return in the form of capital gains the fund will be a tax efficient investment vehicle.

“Merger Arbitrage” is the predominant strategy of the fund; this involves capturing a profit from the discount between the market price and the “deal” price for a target company in an announced, legally-binding, merger situation. There are two main types of corporate mergers: cash and stock mergers. In stock mergers, the fund hedges market risk by selling short the acquiring company shares, while simultaneously buying the target company shares. In cash mergers, there is no need to hedge with the acquirer’s stock. In both situations the resulting portfolio is market-neutral. **This fund utilizes leverage to enhance returns.**

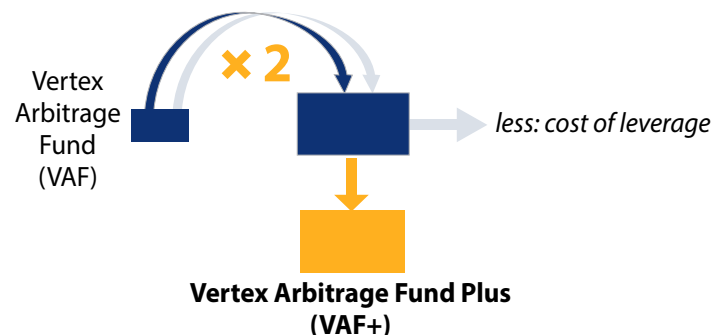
Performance

	Fund	Market Neutral Index	Equity Index
Beta		-0.15	0.02
Correlation		-0.10	0.03
Standard Deviation	3.19%	2.10%	7.55%
% Positive Months	82.35%	72.22%	83.33%

	Fund	Market Neutral Index	Equity Index
1 month	-0.22%	0.00%	2.44%
3 month	2.98%	0.55%	6.48%
YTD	4.00%	1.18%	4.86%
1 year	3.46%	4.63%	14.07%
Since Inception	5.40%	3.74%	10.22%
Cumulative Return	7.74%	5.35%	16.87%

Market Neutral Index: HFRI Equity Market Neutral Index.
Equity Index: 50% S&P 500 TRI (USD), 50% S&P/TSX TRI Index.

Performance Explained



- Both VAF and VAF+ invest in the same portfolio of deals.
- VAF targets returns of 4-6% over short-term interest rates.
- VAF+ uses leverage to target returns approximately double those of VAF, less the cost of leverage.
- The cost of leverage varies with short-term interest rates in Canada and the United States.
- VAF targets NAV-at-risk on a deal break of 1-2%.
- VAF+ targets NAV-at-risk on a deal break of 2-4%.

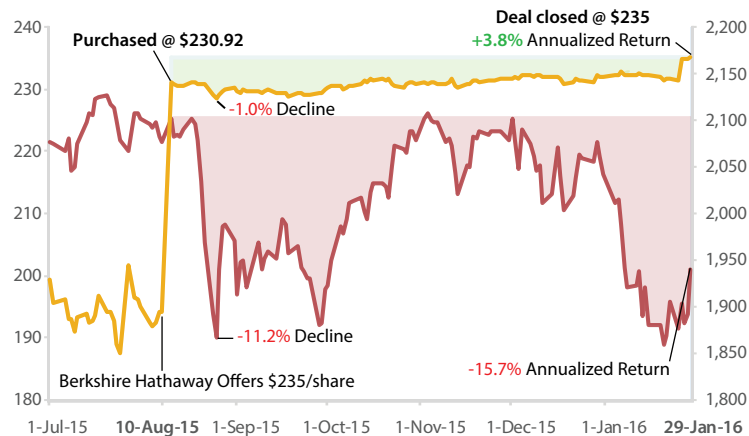
Class F Returns (Net of fees)

	Jan	Feb	Mar	Apr	May	Jun	Jul	Aug	Sep	Oct	Nov	Dec	Year
2018	0.46%	0.57%	-0.79%	0.75%	1.75%	1.44%	-0.22%						4.00%
2017			0.43%	1.28%	0.91%	0.99%	0.47%	0.51%	0.58%	0.40%	-2.30%	0.32%	3.60%

Firm Assets	\$1.24 Billion
Fund Assets	\$131 Million
Type of Fund	Market Neutral
RSP Eligible	Yes
Pricing Schedule	Monthly
Offer Document	Offering Memorandum
Lock up	No
Purchase Minimum	\$25,000 (initial) \$1,000 (subsequent)
High water mark	Yes
Performance Fee	15% of the amount above the high water mark
Management Fee	F Class: 1% B Class: 2%
Fund Codes	VRT 991 (F) VRT 992 (B)
Administration/Trustee	CIBC Mellon
Prime Broker	TD Securities Inc.
Auditor	PriceWaterhouseCoopers
Inception Date	February 28, 2017
Class F NAV	\$10.6232
Class B NAV	\$10.5214

Example of Merger Arbitrage

Illustrated below, is the all-cash acquisition of Precision Castparts by Berkshire Hathaway with a comparison to US stock market over the same time period. A profit was made from the closing of the spread between the market price and deal price, which occurred independent of the market's return.

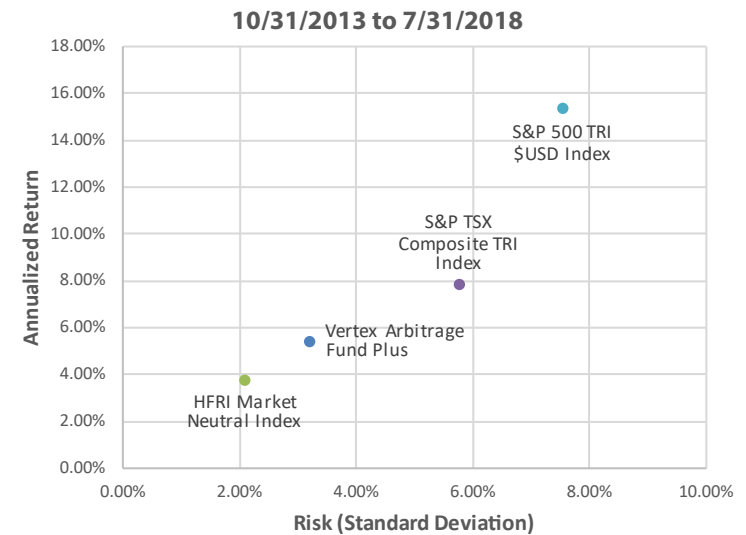


Statistical Comparison

	FUND	Market Neutral Index
Compound ROR	5.40%	3.74%
Sharpe Ratio (RF=LIBOR, 1M, USD)	1.02	0.71
Sortino Ratio	1.48	1.48
Largest Monthly Gain	1.75%	1.32%
Largest Monthly Loss	-2.30%	-0.87%
Median Monthly Return	0.51	0.41%
Max Drawdown	-2.30%	-0.87%
Max Drawdown Duration	7 Months	4 Months

Market Neutral Index: HFRI Equity Market Neutral Index.

Risk vs Return Comparison



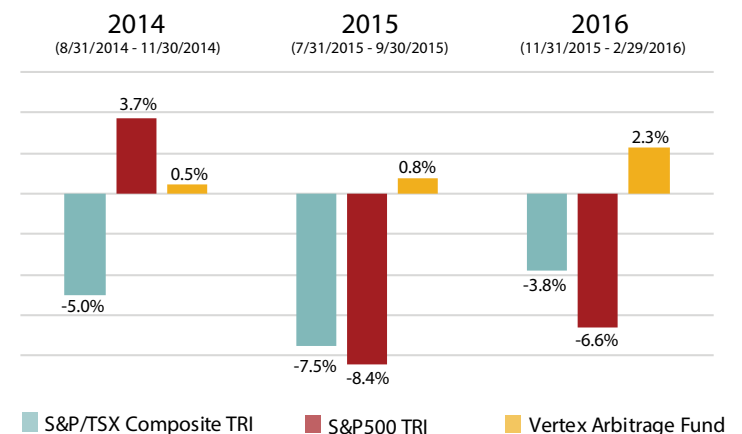
Management Team

Craig Chilton and Tom Savage are the portfolio managers of the Vertex Arbitrage Fund Plus. Both joined Vertex One in 2010 from CIBC's highly successful, proprietary trading group. Mr. Chilton ran arbitrage strategies for 15 years at CIBC; Mr. Savage rejoined CIBC after completing an MBA at Harvard Business School, following several years on an arbitrage desk at CIBC and several years in private equity and long-only investing.

Portfolio Details

Average Market Cap	# of Deals	# of SPACs
\$21 Billion	30	49
%Long	%Short	%Net
180.7%	-47.7%	133.0%
■ United States: 76.2%	■ Canada: 16.8%	
■ Europe: 6.9%		

Periods Of Market Volatility



Corporate Profile

We are an independent investment firm that seeks to offer investors a different approach to fund management, one based on capital preservation in both good and bad markets. Through seven funds we offer investors a full spectrum of risk and return profiles, actively managed by asset class and strategy exposure. Vertex employees are collectively the largest investors across its funds.

Vertex One Head Office

Suite 3200 - 1021 West Hastings Street, Vancouver, BC, Canada, V6E 0C3
Phone: 604-681-5787 Toll Free: 866-681-5787 Fax: 604-681-5146
Email: invest@vertexone.com Website: www.vertexone.com

Dealer Services

CIBC Mellon Dealer Services
Phone: 416-643-6509 Toll Free: 866-885-7505