

VERTEX ARBITRAGE FUND PLUS

VERTEX ONE
Asset Management Inc.

Absolutely Alternative

Low Volatility

Absolute Returns

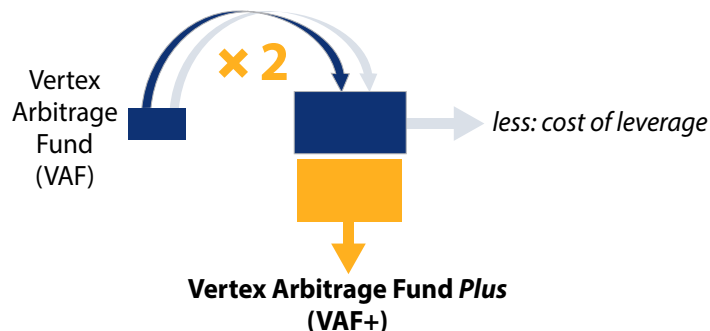
Tax Efficient

Investment Objective & Strategy

The principal investment objective is to generate consistent, positive returns, with low volatility and low correlation to equity markets. With the majority of the return in the form of capital gains the fund will be a tax efficient investment vehicle.

“Merger Arbitrage” is the predominant strategy of the fund; this involves capturing a profit from the discount between the market price and the “deal” price for a target company in an announced, legally-binding, merger situation. There are two main types of corporate mergers: cash and stock mergers. In stock mergers, the fund hedges market risk by selling short the acquiring company shares, while simultaneously buying the target company shares. In cash mergers, there is no need to hedge with the acquirer’s stock. In both situations the resulting portfolio is market-neutral. **This fund utilizes leverage to enhance returns.**

Performance Explained



- Both VAF and VAF+ invest in the same portfolio of deals.
- VAF targets returns of 4-6% over short-term interest rates.
- VAF+ uses leverage to target returns approximately double those of VAF, less the cost of leverage.
- The cost of leverage is currently near 1% and varies with short-term interest rates in Canada and the United States.
- VAF targets NAV-at-risk on a deal break of 1-2%.
- VAF+ targets NAV-at-risk on a deal break of 2-4%.

Class F Returns (Net of fees)

	Jan	Feb	Mar	Apr	May	Jun	Jul	Aug	Sep	Oct	Nov	Dec	Year
2017			0.43%	1.28%	0.91%	0.99%	0.47%	0.51%					4.67%

Management Team

Craig Chilton and Tom Savage are the portfolio managers of the Vertex Arbitrage Fund Plus. Both joined Vertex One in 2010 from CIBC’s highly successful, proprietary trading group. Mr. Chilton ran arbitrage strategies for 15 years at CIBC; Mr. Savage rejoined CIBC after completing an MBA at Harvard Business School, following several years on an arbitrage desk at CIBC and several years in private equity and long-only investing.

Portfolio Details

Average Market Cap	# of Deals	# of SPACs
\$13 Billion	28	23

Exposure

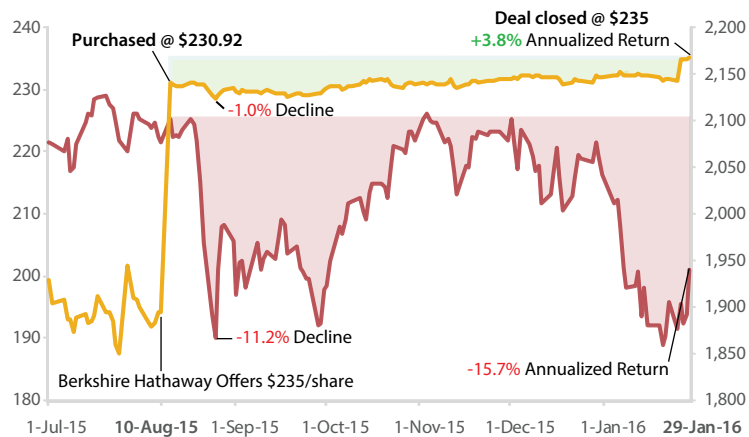
%Long	%Short	%Net
172.1%	-60.4%	111.7%

Long exposure is limited to 260% of NAV or 1.6x Leverage.

Firm Assets	\$1.30 Billion
Fund Assets	\$59 Million
Type of Fund	Market Neutral
RSP Eligible	Yes
Pricing Schedule	Monthly
Offer Document	Offering Memorandum
Lock up	No
Purchase Minimum	\$25,000 (initial) \$10,000 (subsequent)
High water mark	Yes
Performance Fee	15% of the amount above the high water mark
Management Fee	F Class: 1% B Class: 2%
Fund Codes	VRT 991 (F) VRT 992 (B)
Administration/Trustee	CIBC Mellon
Prime Broker	TD Securities Inc.
Auditor	PriceWaterhouseCoopers
Inception Date	February 28, 2017
Class F NAV	\$10.4674
Class B NAV	\$10.4551

Example of Merger Arbitrage

Illustrated below, is the all-cash acquisition of Precision Castparts by Berkshire Hathaway with a comparison to US stock market over the same time period. A profit was made from the closing of the spread between the market price and deal price, which occurred independent of the market's return.



Corporate Profile

We are an independent investment firm that seeks to offer investors a different approach to fund management, one based on capital preservation in both good and bad markets. Through seven funds we offer investors a full spectrum of risk and return profiles, actively managed by asset class and strategy exposure. Vertex employees are collectively the largest investors across its funds.

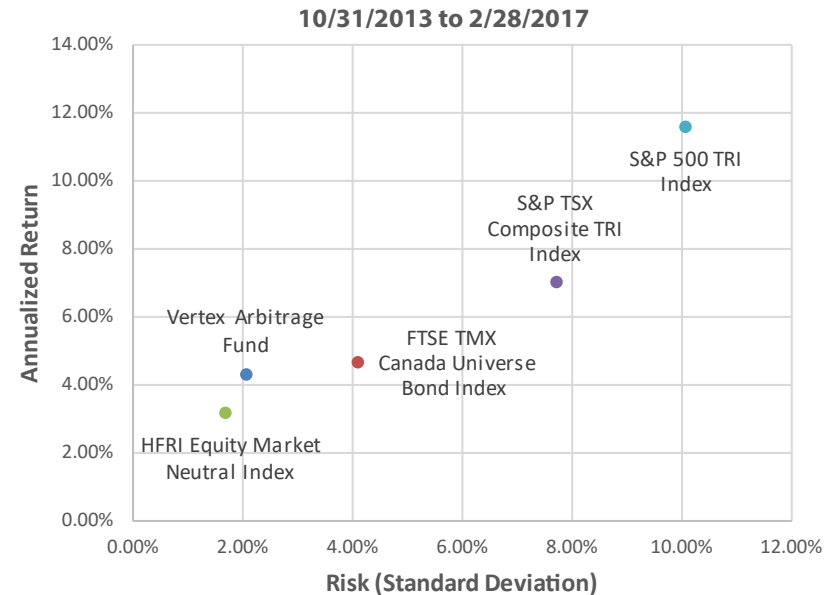
Vertex One Head Office:

Suite 3200 - 1021 West Hastings Street, Vancouver, BC, Canada, V6E 0C3
 Phone: 604-681-5787 Toll Free: 866-681-5787 Fax: 604-681-5146
 Email: invest@vertexone.com
 Website: www.vertexone.com

Dealer Services:

CIBC Mellon Dealer Services
 Phone: 416-643-6509
 Toll Free: 866-885-7505

Risk vs Return Comparison



Periods Of Market Volatility

