

# VERTEX MANAGED VALUE PORTFOLIO

**VERTEX ONE**  
Asset Management Inc.

## Value Works

Since Inception Return	Total Cumulative Return	5 Year Return	Standard Deviation
8.14%	402.64%	4.86%	12.55%

### Investment Objectives

The principle objective is to provide growth of capital while minimizing volatility through investment in a combination of equities and income securities, while maintaining an opportunistic outlook for unique investment situations. Using a common sense, businesslike approach, our core belief is that return is generated through company earnings, not stock trading; thus turnover is limited.

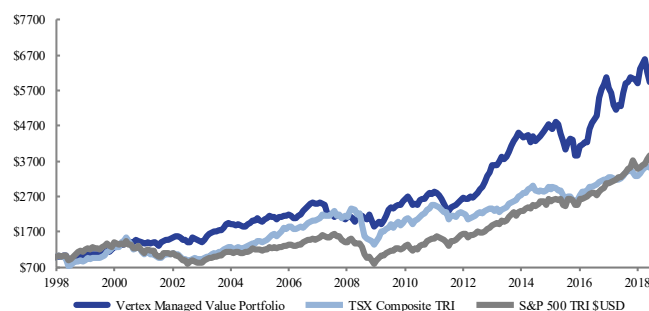
Emphasis is placed on equities trading at values of under two-thirds of the general market, that also have annuity stream revenues with lower debt and higher dividends. This results in a portfolio concentrated on fewer sectors of the overall economy such as food, drugs, utilities and financial services. Income is achieved through many avenues: investments in conventional government and corporate bonds, as well as preferred, convertible and broken convertible securities. In addition, the Fund will take advantage of opportunities in higher-yielding equities, securities lending and covered-call writing.

### Performance (Net of fees and includes reinvested distributions)

#### Comparison to Benchmarks

	Fund	S&P 500 TRI (\$USD)	S&P/TSX Composite TRI
1 month	-16.85%	-6.84%	-6.27%
Year to date	-17.05%	3.01%	-5.00%
1 year	-14.60%	7.35%	-3.41%
3 year	6.04%	11.52%	6.67%
5 year	4.86%	11.34%	5.44%
10 year	9.17%	13.24%	7.56%
15 year	7.38%	8.74%	7.37%
Since Inception	8.14%	6.43%	5.92%
Cumulative Return	402.64%	362.80%	226.65%

#### Growth of \$1,000 Since Inception



### Calendar Year Returns

	2018	2017	2016	2015	2014	2013	2012	2011	2010	2009	2008	2007	2006	2005	2004
Managed Value Portfolio	-17.05%	5.58%	33.52%	-5.57%	7.14%	37.51%	25.09%	-9.36%	10.30%	13.52%	1.84%	-14.24%	18.00%	5.19%	11.15%
S&P 500 (\$USD)	3.01%	21.83%	11.96%	1.38%	13.69%	32.39%	16.00%	2.11%	15.06%	26.46%	-37.00%	5.49%	15.79%	4.91%	10.88%
S&P/TSX	-5.00%	9.10%	21.08%	-8.32%	10.55%	12.99%	7.19%	-8.71%	17.61%	35.05%	-33.00%	9.83%	17.26%	24.13%	14.48%

Firm Assets	\$1.06 Billion
Fund Assets	\$205 Million
Type of Fund	Concentrated Value
RSP Eligible	Yes
Pricing Schedule	Monthly
Offer Document	Offering Memorandum
Lock up	No
Redemption Fee	On DSC class
Hurdle Rate	5%
Performance Fee	20% above the hurdle rate
Management Fee	B: 1.9% F: 1%
Fund Codes	VRT 101(F), VRT 102(B) VRT 103(DSC)
Inception Date	April 3, 1998
Trustee	CIBC Mellon
Custodian/Administration	CIBC Mellon
Auditor	PriceWaterhouseCoopers
NAVPU - Class A	\$22.2023
NAVPU - Class B	\$8.4343
NAVPU - Class F	\$23.1833

Portfolio Manager: Matthew Wood & Emily Wheeler

**Matthew Wood** is a founder and a director of Vertex One. He has overall responsibility for the investment and trading decisions affecting the Vertex Managed Value Portfolio, Vertex Value Fund and Vertex Enhanced Income Fund. Mr. Wood has over 22 years of experience in dealing with equities, fixed income and derivatives. He began his career as an analyst, and subsequently became a financial advisor with Royal Trust. He was a portfolio manager with HSBC Asset Management before forming Vertex One. Mr. Wood holds the Chartered Financial Analyst (CFA) designation and is a member of the CFA Institute and CFA Society of Vancouver.

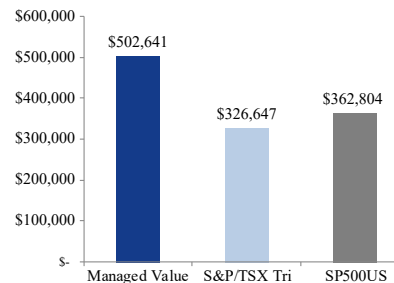
**Emily Wheeler** joined Vertex One in February of 2004 and has over 10 years of investment industry experience. She worked previously for Credential Financial in Vancouver. She received a Bachelor of Arts from the University of British Columbia. Emily is a CFA charterholder and a member of the Vancouver Society of Financial Analysts.

Statistics

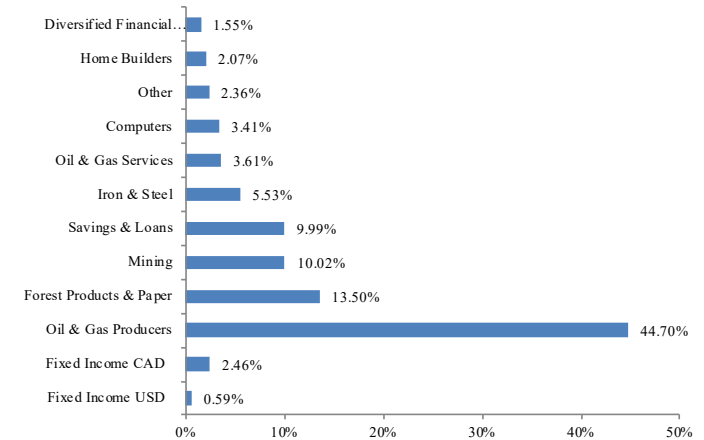
	Fund	TSX TRI
Beta	0.42	1.00
Correlation	0.48	1.00
Sharpe	0.51	0.36
Standard Deviation	12.55%	14.44%
Largest monthly gain	10.40%	12.05%
Largest monthly loss	-16.85%	-20.11%
% positive months	61.94%	61.85%

rf = LIBOR, 1M, USD


Total Cumulative Return of \$100,000



Sector Allocations



Geographic Allocation



15-Year, Historical Monthly Performance

	2018	2017	2016	2015	2014	2013	2012	2011	2010	2009	2008	2007	2006	2005	2004	2003
Jan	-0.48%	2.24%	-10.25%	1.59%	2.45%	6.42%	2.44%	2.74%	0.06%	-6.93%	-0.60%	1.14%	1.71%	1.10%	5.16%	-2.82%
Feb	-0.58%	3.38%	0.25%	2.77%	3.41%	3.24%	2.37%	-1.74%	4.03%	-8.82%	-3.03%	-0.67%	-0.60%	1.83%	2.02%	-1.90%
Mar	-1.35%	-4.98%	7.09%	-2.55%	-1.15%	5.53%	3.02%	3.09%	1.98%	3.60%	3.15%	-0.12%	1.84%	-1.85%	-1.04%	-2.59%
Apr	6.93%	-2.30%	0.45%	-0.26%	-1.49%	0.19%	-1.41%	-1.20%	2.80%	3.58%	-0.45%	1.49%	-1.19%	-2.82%	-0.43%	6.43%
May	1.82%	-5.85%	1.48%	4.28%	0.24%	0.17%	0.44%	-2.63%	-4.18%	-2.64%	-0.62%	-1.32%	-3.75%	4.61%	-1.21%	6.73%
Jun	2.36%	-2.71%	0.06%	-1.27%	0.70%	2.49%	1.67%	-3.44%	-5.46%	4.50%	-5.08%	-2.25%	0.11%	1.30%	1.50%	3.33%
Jul	-6.03%	2.33%	8.65%	-5.89%	-4.72%	3.29%	-1.48%	-5.70%	1.54%	6.14%	5.52%	-8.90%	3.24%	3.03%	-1.12%	2.75%
Aug	-4.12%	-0.70%	4.39%	-4.94%	4.76%	-1.36%	3.16%	-5.28%	-0.23%	8.78%	1.91%	-1.81%	2.82%	-1.37%	-1.72%	2.49%
Sep	1.80%	7.46%	1.99%	-5.31%	-3.09%	2.22%	2.27%	-2.29%	4.29%	2.00%	0.34%	-0.13%	3.47%	0.13%	0.01%	-1.37%
Oct	-16.85%	4.49%	1.85%	4.62%	2.36%	3.33%	4.31%	3.88%	2.01%	-1.36%	-2.87%	-2.98%	3.76%	-3.81%	1.98%	1.86%
Nov		0.80%	10.40%	2.45%	0.08%	3.87%	2.33%	2.13%	-0.33%	3.62%	-1.81%	3.15%	2.29%	3.77%	2.01%	1.13%
Dec		2.13%	4.45%	-0.46%	3.83%	3.18%	3.66%	1.24%	3.88%	1.80%	6.01%	-2.36%	3.25%	-0.47%	3.70%	3.31%
Year	-17.05%	5.58%	33.52%	-5.57%	7.14%	37.51%	25.09%	-9.36%	10.30%	13.52%	1.84%	-14.24%	18.00%	5.19%	11.15%	20.49%

Corporate Profile

We are an independent investment firm that seeks to offer investors a different approach to fund management, one based on capital preservation in both good and bad markets. Through seven funds we offer investors a full spectrum of risk and return profiles, actively managed by asset class and strategy exposure. Vertex employees are collectively the largest investors across its funds.

Vertex One Head Office

Suite 3200, 1021 West Hastings St, Vancouver, BC  
Canada, V6E 0C3

Phone: 604-681-5787 Toll Free: 866-681-5787 Fax: 604-681-5146

Email: invest@vertexone.com Website: www.vertexone.com

Dealer Services

CIBC Mellon Dealer Services

Phone: 416-643-6509 Toll Free: 866-885-7505

This statistical information is intended to provide you with information about the Vertex Managed Value Portfolio. Advertised performance is based on Class A shares. Important information about the Fund is contained in the Offering Memorandum which should be read carefully before investing. You can obtain an offering memorandum from Vertex One Asset Management Inc. The Offering Memorandum for Vertex One Asset Management Inc.'s investment funds does not constitute an offer or solicitation to anyone in any jurisdiction in which such an offer or solicitation is not authorized or to any person to whom it is unlawful to make such an offer or solicitation. The indicated rates of return are the historical compounded returns for the period indicated, including changes in security value and the reinvestment of all distributions and do not take into account income taxes payable that would have reduced returns. The funds are not guaranteed; their values change frequently and past performance may not be repeated.