

FUND FACTS

Vertex Enhanced Income Fund - Class F

June 29, 2018

VERTEX ONE

Asset Management Inc.

This document contains key information you should know about the Vertex Enhanced Income Fund. You can find more detailed information in the fund's simplified prospectus. Ask your representative for a copy, contact Vertex One Asset Management Inc. at 1-866-681-5787 or invest@vertexone.com, or visit www.vertexone.com.

Before you invest in any fund, consider how the fund would work with your other investments and your tolerance for risk.

QuickFacts

Fund Code:	VRT 701
Date class started:	September 21, 2009
Total value on April 30, 2018:	\$71 Million
Management expense ratio (MER):	1.26%

Fund Manager:	Vertex One Asset Management Inc.
Portfolio Manager:	Vertex One Asset Management Inc.
Distributions:	Income: Monthly (mid-month) Capital Gains: Annually (mid-December)
Minimum investment:	\$500 initial, \$50 subsequent

What does the fund invest in?

The fund will invest largely in high yield and convertible bonds, preferred shares, high-yielding equities (up to a 25% weight) and government debt including federal, provincial, state and municipal issues. Covered call writing will be used to enhance yield derived from the equity component of the fund.

The charts below give you a snapshot of the fund's investments on April 30, 2018. The fund's investments will change.

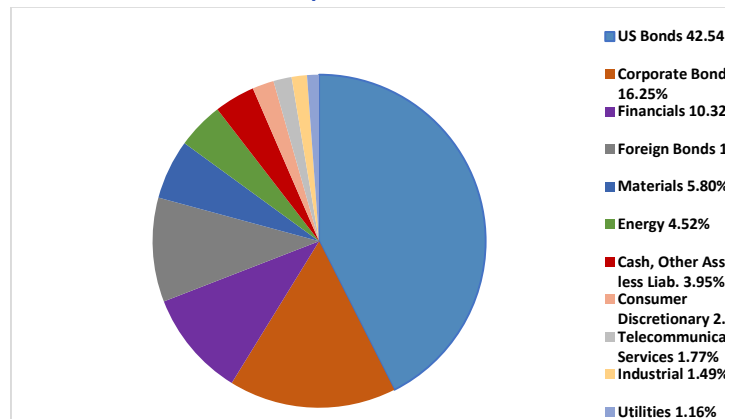
Top 10 investments (April 30, 2018)

1. Voya 5.65% 05/15/53	2.83%
2. HSBC 06/29/49	2.69%
3. Community Vehicle Fin & Lease 6% Pfd.	2.65%
4. GNW 6.15% 11/15/66	2.20%
5. Agawa Investments Inc. 07/08/25 10% Note	2.15%
6. IICN 7 03/15/19 144A	2.13%
7. HOS 5 7/8% 04/01/20	1.91%
8. RFP 5 7/8% 05/15/23	1.90%
9. CNGHLD 9 3/8% 05/15/20	1.87%
10. RBS 7.64% 03/29/49	1.84%

Total percentage of top 10 investments **22.17%**

Total number of investments **109**

Investment mix (April 30, 2018)



How risky is it?

The value of the fund can go down as well as up. You could lose money.

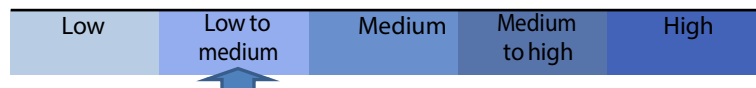
One way to gauge risk is to look at how much the fund's returns change over time. This is called "volatility".

In general, funds with higher volatility will have returns that change more over time. They typically have a greater chance of losing money and may have a greater chance of higher returns. Funds with lower volatility tend to have returns that change less over time. They typically have lower returns and may have a lower chance of losing money.

Risk rating

Vertex One Asset Management Inc. has rated this fund's risk as **Low to Medium**.

This rating is based on how much the fund's returns have changed from year to year. It doesn't tell you how volatile the fund will be in the future. The rating can change over time. A fund with a low risk rating can still lose money.



For more information about the risk rating and specific risks that can affect the fund's returns, see the *What is a mutual fund and what are the risks of investing in a mutual fund?* section of the fund's simplified prospectus.

No guarantees

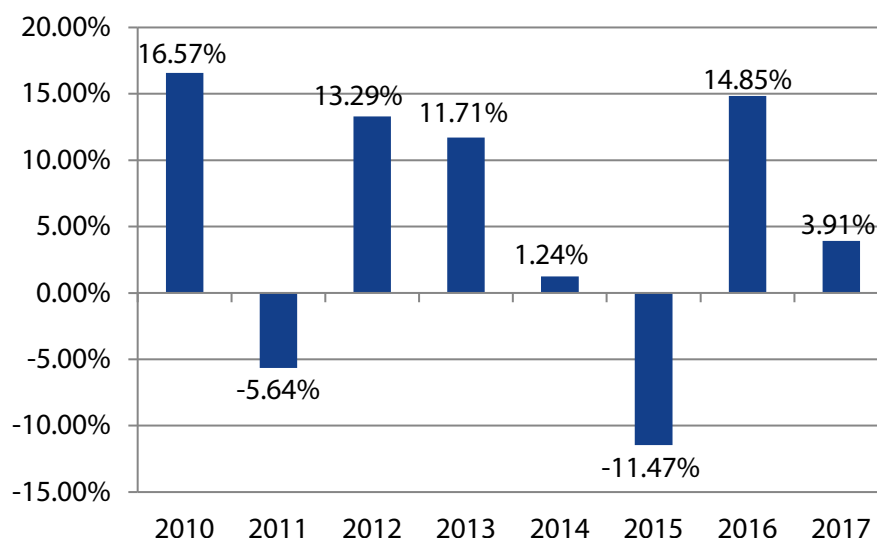
Like most mutual funds, this fund doesn't have any guarantees. You may not get back the money you invest.

How has the fund performed?

This section tells you how Class F units of the fund have performed over the past 8 years. Returns are after expenses have been deducted. These expenses reduce the fund's returns.

Year-by-year returns

This chart shows how Class F units performed in each of the past 8 calendar years. The Fund dropped in value in 2 of 8 calendar years. The range of returns and change from year to year can help you assess how risky the fund has been in the past. It does not tell you how the fund will perform in the future.



Best and worst 3-month returns

This table shows the best and worst returns for Class F units of the fund in a 3-month period over the past 8 years. The best and worst 3-month returns could be higher or lower in the future. Consider how much of a loss you could afford to take in a short period of time.

	Return	3 months ending	If you invested \$1000 at the beginning of the period
Best return	9.14%	May 31, 2016	Your investment would rise to \$1,091.40
Worst return	-10.22%	September 30, 2011	Your investment would drop to \$897.80

Average return

The annual compounded return of Class F units was 5.70% since inception of the fund. If you invested \$1,000 in the fund at the inception date, your investment would be \$1,655.36.

Who is this fund for?

Investors who:

- are seeking interest income from an investment that will also provide moderate capital growth
- are investing for the long term
- want to invest in a broad range of Canadian and American companies

A word about tax

In general, you'll have to pay income tax on any money you make on a fund. How much you pay depends on the tax laws where you live and whether or not you hold the fund in a registered plan such as a Registered Retirement Savings Plan or a Tax-Free Savings Account.

Keep in mind that if you hold your fund in a non-registered account, fund distributions are included in your taxable income, whether you get them in cash or have them reinvested.

How much does it cost?

The following tables show the fees and expenses you could pay to buy, own and sell Class F units of the fund. The fees and expenses - including any commissions - can vary among the classes of the fund and among funds. Higher commissions can influence representatives to recommend one investment over another. Ask about other funds and investments that may be suitable for you at a lower cost.

1. Sales charges

There are no sales charges for purchases of Class F units. Your representative's firm may charge you a commission.

2. Fund expenses

You don't pay these expenses directly. They affect you because they reduce the fund's returns.

As of December 31, 2017, Class F expenses were 1.34% of its value. This equals to \$13.40 for every \$1,000. invested.

	Annual rate (as a % of the fund's value)
Management expense ratio (MER)	
This is the total of the fund's management fee and operating expenses.	1.26%
Trading expense ratio (TER)	
These are the fund's trading costs.	0.08%
Fund expenses	1.34%

Incentive fee

The fund pays Vertex One Asset Management Inc. an incentive fee determined by the performance of the fund. It is equal to 20% of the fund's performance in excess of the benchmark (60% DEX Mid Term Total Return Bond Index (or its successor indices, as applicable), 20% S&P/TSX Preferred Share Total Return Index (or its successor indices, as applicable), 20% S&P/TSX Composite Total Return Index (or its successor indices, as applicable)) performance. This fee is subject to a high water mark.

More about the trailing commission

No trailing commission is paid in respect to the Class F units.

3. Other fees

You may have to pay other fees when you buy, hold, sell or switch units of the fund.

Fee	What you pay
Short-term trading fee	2% of the value of units you sell or switch within 30 days of buying them. This fee goes to the fund.
Fee-based accounts	Class F Units have lower fees than Class B Units and are generally available only to Investors who have fee-based accounts with representatives who have been approved to sell Class F Units. Vertex One Asset Management Inc. does not pay trailer fees to representatives who sell Class F Units, which result in lower management fees.

What if I change my mind?

Under securities law in some provinces and territories, you have the right to:

- withdraw from an agreement to buy mutual fund units within two business days after you receive a simplified prospectus or Fund Facts documents, or
- cancel your purchase within 48 hours after you receive confirmation of the purchase.

In some provinces and territories, you also have the right to cancel a purchase, or in some jurisdictions, claim damages, if the simplified prospectus, annual information form, Fund Facts document or financial statements contain a misrepresentation. You must act within the time limit set by the securities law in your province or territory.

For more information, see the securities law of your province or territory or ask a lawyer.

For more information

Contact Vertex One Asset Management Inc. or your representative for a copy of the fund's simplified prospectus and other disclosure documents. These documents and the Fund Facts make up the fund's legal documents.

Vertex One Asset Management Inc.
3200 -1021 West Hastings Street
Vancouver, British Columbia V6E 0C3

Phone: (604) 681-5787
Toll-free: 1-866-681-5787
Email: invest@vertexone.com
www.vertexone.com

To learn more about investing in mutual funds see the brochure **Understanding mutual funds**, which is available on the website of the Canadian Securities Administrators at www.securities-administrators.ca.