

# FUND FACTS

Vertex Value Fund - Class B

June 28, 2019

VERTEX ONE  
Asset Management Inc.

This document contains key information you should know about the Vertex Value Fund. You can find more detailed information in the fund's simplified prospectus. Ask your representative for a copy, contact Vertex One Asset Management Inc. at 1-866-681-5787 or invest@vertexone.com, or visit www.vertexone.com.

**Before you invest in any fund, consider how the fund would work with your other investments and your tolerance for risk.**

## Quick Facts

Fund Code:	VRT 600
Date class started:	September 21, 2009
Total value on April 30, 2019:	\$145 Million
Management expense ratio (MER):	2.39%

Fund Manager:	Vertex One Asset Management Inc.
Portfolio Manager:	PenderFund Capital Management Ltd. <sup>(1)</sup>
Distributions:	Income & Capital Gains: Annually (mid-Dec.)
Minimum investment:	\$500 initial, \$50 subsequent

## What does the fund invest in?

The fund invests primarily in value equity and equity-related securities of North American companies. Fundamental analysis will be used to identify superior investment opportunities with the potential for above average capital appreciation over the long term.

The charts below give you a snapshot of the fund's investments on April 30, 2019. The fund's investments will change.

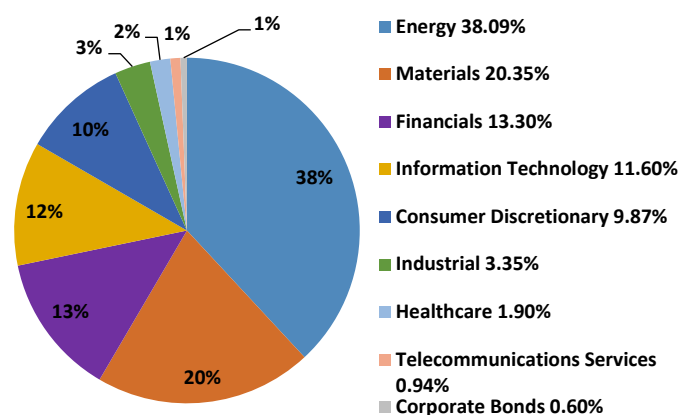
### Top 10 investments (April 30, 2019)

1. Flextronics Int'l	4.83%
2. AXOS Financial	4.67%
3. Surge Energy	4.37%
4. Pipestone Energy	3.86%
5. Century Communities	3.32%
6. Kraft Heinz	3.15%
7. International Forest	3.14%
8. Unisys Forest	3.05%
9. Manulife	3.02%
10. Taseko Mines	2.86%

**Total percentage of top 10 Investments** 36.27%

**Total number of investments** 88

### Investment mix (April 30, 2019)



## How risky is it?

The value of the fund can go down as well as up. You could lose money.

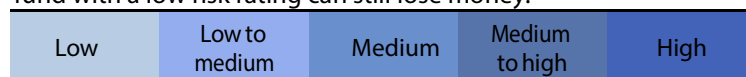
One way to gauge risk is to look at how much the fund's returns change over time. This is called "volatility".

In general, funds with higher volatility will have returns that change more over time. They typically have a greater chance of losing money and may have a greater chance of higher returns. Funds with lower volatility tend to have returns that change less over time. They typically have lower returns and may have a lower chance of losing money.

## Risk rating

Vertex One Asset Management Inc. has rated this fund's risk as **Medium to High**.

This rating is based on how much the fund's returns have changed from year to year. It doesn't tell you how volatile the fund will be in the future. The rating can change over time. A fund with a low risk rating can still lose money.



For more information about the risk rating and specific risks that can affect the fund's returns, see the *What is a mutual fund and what are the risks of investing in a mutual fund?* section of the fund's simplified prospectus.

## No guarantees

Like most mutual funds, this fund doesn't have any guarantees. You may not get back the money you invest.

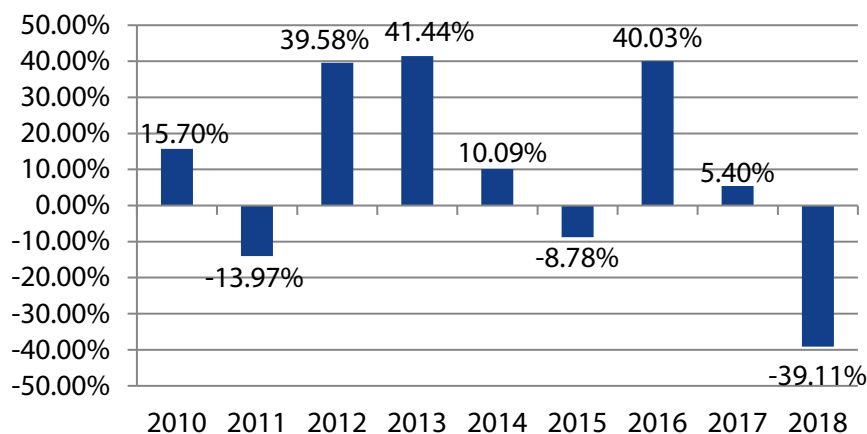
<sup>(1)</sup> Penderfund Capital Management Ltd. was appointed Portfolio Manager effective July 1, 2019

## How has the fund performed?

This section tells you how Class B units of the fund have performed over the past 9 years. Returns are after expenses have been deducted. These expenses reduce the fund's returns.

### Year-by-year returns

This chart shows how Class B units performed in each of the past 9 calendar years. The Fund dropped in value in 3 of 9 calendar years. The range of returns and change from year to year can help you assess how risky the fund has been in the past. It does not tell you how the fund will perform in the future.



### Best and worst 3-month returns

This table shows the best and worst returns for Class B units of the fund in a 3-month period over the past 9 years. The best and worst 3-month returns could be higher or lower in the future. Consider how much of a loss you could afford to take in a short period of time.

	Return	3 months ending	If you invested \$1000 at the beginning of the period
<b>Best return</b>	24.33%	January 31, 2017	Your investment would rise to \$1,243.30
<b>Worst return</b>	-36.39%	December 31, 2018	Your investment would drop to \$636.10

### Average return

The annual compounded return of Class B units was 6.88% since inception of the fund. If you invested \$1,000 in the fund at the inception date, your investment would be \$1,945.20.

## Who is this fund for?

### Investors who:

- are seeking capital gains
- have a long investment horizon
- want to invest in a broad range of Canadian and American companies

## A word about tax

In general, you'll have to pay income tax on any money you make on a fund. How much you pay depends on the tax laws where you live and whether or not you hold the fund in a registered plan such as a Registered Retirement Savings Plan or a Tax-Free Savings Account.

Keep in mind that if you hold your fund in a non-registered account, fund distributions are included in your taxable income, whether you get them in cash or have them reinvested.

## How much does it cost?

The following tables show the fees and expenses you could pay to buy, own and sell Class B units of the fund. The fees and expenses - including any commissions - can vary among the classes of the fund and among funds. Higher commissions can influence representatives to recommend one investment over another. Ask about other funds and investments that may be suitable for you at a lower cost.

### 1. Sales charges

You have to choose a sales charge option when you buy the fund. Ask about the pros and cons of each option.

Sales charge option	What you pay		How it works
	in per cent (%)	in dollars (\$)	
<b>Initial sales charge</b>	0% to 2% of the amount you buy	\$0 to \$20 on every \$1,000 you buy	<ul style="list-style-type: none"> <li>You and your representative decide on the rate.</li> <li>The initial sales charge is deducted from the amount you buy. It goes to your representative's firm as a commission.</li> </ul>
<b>Low-Load sales charge</b>	<b>If you sell:</b>	\$0 to \$30 on every \$1,000 you sell	<ul style="list-style-type: none"> <li>The deferred sales charge is a set rate. It is deducted from the amount you sell.</li> <li>When you buy the fund, Vertex One Asset Management Inc. pays your representative's firm a commission of 3%. Any deferred sales charge you pay goes to Vertex One Asset Management Inc.</li> </ul>
	< 18 months of buying		
	18 ≤ 36 months	2.00%	

### 2. Fund expenses

You don't pay these expenses directly. They affect you because they reduce the fund's returns.

As of December 31, 2018, Class B expenses were 2.55% of its value. This equals to \$25.50 for every \$1,000 invested.

#### Management expense ratio (MER)

**Annual rate (as a % of the fund's value)**

This is the total of the fund's management fee (which includes the trailing commission) and operating expenses.

2.39%

#### Trading expense ratio (TER)

These are the fund's trading costs.

0.16%

#### Fund expenses

**2.55%**

#### More about the trailing commission

The trailing commission is an ongoing commission. It is paid for as long as you own the fund. It is for the services and advice that your representative and their firm provide to you.

Vertex One Asset Management Inc. pays the trailing commission to your representative's firm. It is paid from the fund's management fee and is based on the value of your investment. The rate is equal to 1.25% of the average value of Class B units held through your representative's firm for the period. For the low-load sales charge option, no trailer is paid for the first 12 months.

### 3. Other fees

You may have to pay other fees when you buy, hold, sell or switch units of the fund.

#### Fee

#### What you pay

**Short-term trading fee** At the sole discretion of the manager, you may be charged 2% of the value of units you sell or switch within 30 days of buying them. This fee goes to the fund.

## What if I change my mind?

Under securities law in some provinces and territories, you have the right to:

- withdraw from an agreement to buy mutual fund units within two business days after you receive a simplified prospectus or Fund Facts documents, or
- cancel your purchase within 48 hours after you receive confirmation of the purchase.

In some provinces and territories, you also have the right to cancel a purchase, or in some jurisdictions, claim damages, if the simplified prospectus, annual information form, Fund Facts documents or financial statements contain a misrepresentation. You must act within the time limit set by the securities law in your province or territory.

For more information, see the securities law of your province or territory or ask a lawyer.

## For more information

Contact Vertex One Asset Management Inc. or your representative for a copy of the fund's simplified prospectus and other disclosure documents. These documents and the Fund Facts make up the fund's legal documents.

Vertex One Asset Management Inc.  
3200 - 1021 West Hastings Street  
Vancouver, British Columbia, V6E 0C3

Phone: (604) 681-5787  
Toll-free: 1-866-681-5787  
Email: [invest@vertexone.com](mailto:invest@vertexone.com)  
[www.vertexone.com](http://www.vertexone.com)

To learn more about investing in mutual funds, see the brochure **Understanding mutual funds**, which is available on the website of the Canadian Securities Administrators at [www.securities-administrators.ca](http://www.securities-administrators.ca).