

VERTEX VALUE FUND

VERTEX ONE
Asset Management Inc.

- Simple Works -

Standard Deviation	Since Inception Return	3-Year Return	5-Year Return
14.54%	13.78%	6.97%	18.50%

Investment Objectives

The fundamental investment objective of the Vertex Value Fund is to provide long term capital growth by investing primarily in the equity securities of Canadian and United States companies.

Investment Strategy

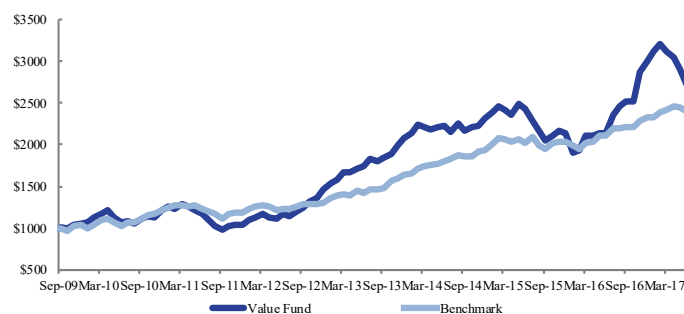
Our investment process involves seeking out primarily equity securities of companies that we determine to be priced at attractive levels relative to the market, their competitors and their growth rates. Companies with annuity like cash flows, strong balance sheets and high dividend yields will be given the greatest weighting.

Performance (Net of all fees and includes reinvested distributions)

Cumulative Return Comparison

	Fund	Benchmark
1 month	-5.87%	-2.00%
3 month	-12.46%	-0.62%
YTD	-9.19%	3.30%
1 year	27.29%	14.13%
3 year	6.97%	9.98%
5 year	18.50%	14.26%
Since Inception	13.78%	11.83%
Cumulative Return	172.68%	140.14%

Growth of \$1,000 Since Inception



	Jan	Feb	Mar	Apr	May	Jun	Jul	Aug	Sep	Oct	Nov	Dec	Year
2017	3.96%	2.79%	-2.93%	-2.07%	-5.03%	-5.87%							-9.19%
2016	-10.73%	1.60%	8.74%	-0.03%	1.52%	0.28%	9.83%	4.23%	2.47%	0.46%	13.61%	4.70%	40.69%
2015	3.27%	2.85%	-1.61%	-2.29%	5.05%	-2.00%	-6.35%	-4.68%	-5.87%	2.86%	2.86%	-1.31%	-7.78%
2014	2.62%	4.93%	-1.24%	-1.56%	1.29%	1.00%	-3.40%	4.54%	-3.99%	2.00%	0.93%	4.08%	11.25%
2013	5.27%	3.10%	5.70%	0.11%	2.41%	1.83%	4.43%	-1.13%	2.19%	2.79%	5.17%	4.48%	42.73%
2012	4.61%	3.49%	3.54%	-3.56%	-0.84%	4.34%	-2.47%	4.92%	3.75%	6.24%	3.15%	7.33%	39.69%
2011	3.43%	-1.80%	4.79%	-2.12%	-3.34%	-3.78%	-6.44%	-6.36%	-4.83%	4.80%	0.83%	0.80%	-13.97%
2010	2.57%	4.75%	3.78%	4.27%	-7.06%	-6.03%	1.55%	-1.93%	4.73%	2.57%	-1.42%	8.22%	15.87%
2009									0.81%	-1.98%	4.96%	0.92%	4.67%

Benchmark: 50% S&P 500 Total Return Index, 50% S&P/TSX Composite Total Return Index

Firm Assets	\$1.37 Billion
Fund Assets	\$186 Million
Type of Fund	North American Value
RSP Eligible	Yes
Pricing Schedule	Daily
Offer Document	Simplified Prospectus
Lock up	No
Redemption Fee	2% fee within 30 days of purchase
Distribution	Annual
Performance Fee	20% of the amount exceeding daily Benchmark
Management Fee	B: 2% F: 1%
Fund Codes	VRT 600(B), VRT 601(F) VRT 602 (Low Load)
Custodian/Administration	CIBC Mellon
Trustee	CIBC Mellon
Inception Date	September 21, 2009
Auditor	PriceWaterhouseCoopers
NAVPU - Class F	\$25.0256
NAVPU - Class B	\$24.0974
Minimum Investment	\$5,000 (initial) \$50.00 (subsequent)

Portfolio Manager
Matthew Wood

Mr. Wood is a founder and a director of Vertex One. He has overall responsibility for the investment and trading decisions affecting the Vertex Managed Value Portfolio, Vertex Value Fund and Vertex Enhanced Income Fund. Mr. Wood has over 22 years of experience in dealing with equities, fixed income and derivatives. He began his career as an analyst, and subsequently became a financial advisor with Royal Trust. He was a portfolio manager with HSBC Asset Management before forming Vertex One. Mr. Wood holds the Chartered Financial Analyst (CFA) designation and is a member of the CFA Institute and CFA Society of Vancouver.

First Quarter Commentary

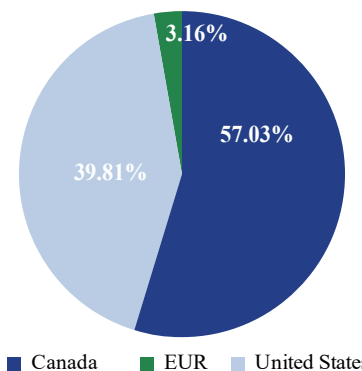
Future Headline: Is Passive Investing Dead? Money continues to pour into the same, large stocks creating a self-fulfilling prophecy and an illusion of safe, smooth returns. There's no denying it works...until it doesn't. There's no price discovery in passive investing and thus larger and larger misallocations of capital occur. The silver lining here is a plethora of value has emerged as smaller, quality companies are completely ignored by "The Index". With this as a backdrop, our portfolio choices have trended towards smaller capitalization companies. The likely result is higher volatility, however, I'm confident it will lead to far greater returns and possibly even downside protection if "The Index" eventually runs out of steam. None of us know the future and it often surprises us in unexpected ways.

The wonderful thing is that all these great companies have been left for us to own and at insanely inexpensive valuations. We hear incessant talk about the market being overvalued. It may or may not be, but I can assure you that thousands of companies are trading at price-to-value metrics not seen since the credit crisis. Hence, we are damn excited about returns over the next 5 years.

Example Holdings

Company Name	Region	Industry	Weight
International Forest Products	Canada	Forestry	6.50%
Taseko Mines	Canada	Mining	4.72%
Bank Of Internet	Unites States	Financial	10.25%
Blackbird Energy	Canada	Energy	5.47%
Surge Energy	Canada	Energy	6.93%

Geographic Allocation

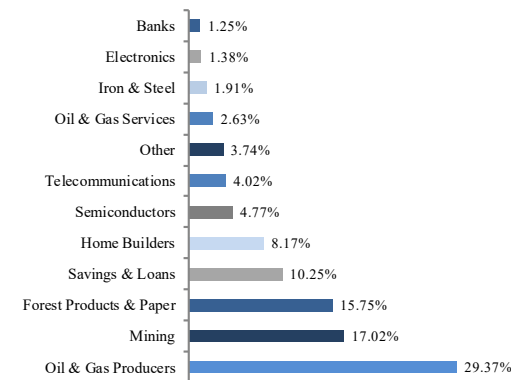


Statistics

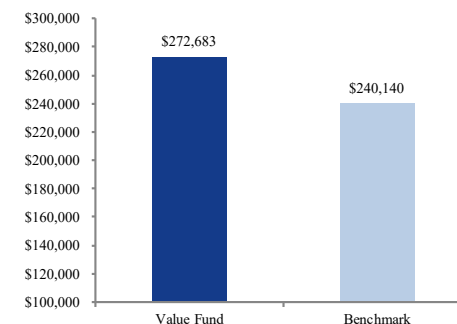
	Fund	Benchmark
Beta	1.13	1.00
Sharpe	0.88	1.25
Standard Deviation	14.54%	8.41%
Largest monthly gain	13.61%	5.67%
Largest monthly loss	-10.73%	-4.99%
% positive months	64.89%	68.09%

rf = LIBOR, 1M, USD

Sector Allocations



Total Cumulative Return of \$100,000



Corporate Profile

We are an independent investment firm that seeks to offer investors a different approach to fund management, one based on capital preservation in both good and bad markets. Through six funds we offer investors a full spectrum of risk and return profiles, actively managed by asset class and strategy exposure. Vertex employees are collectively the largest investors across its funds.

Vertex One Head Office

Suite 3200, 1021 West Hastings St, Vancouver, BC, Canada V6E 0C3
Phone: 604-681-5787 Toll Free: 866-681-5787 Fax: 604-681-5146
Email: invest@vertexone.com Website: www.vertexone.com

Dealer Services

CIBC Mellon Dealer Services
Phone: 416-643-6509 Toll Free: 866-885-7505

This statistical information is intended to provide you with information about the Vertex Value Fund. Advertised performance is based on Class F shares. Important information about the Fund is contained in the Simplified Prospectus which should be read carefully before investing. You can obtain a Simplified Prospectus from Vertex One Asset Management Inc. The Simplified Prospectus for Vertex One Asset Management Inc.'s investment funds does not constitute an offer or solicitation to anyone in any jurisdiction in which such an offer or solicitation is not authorized or to any person to whom it is unlawful to make such an offer or solicitation. The indicated rates of return are the historical compounded returns for the period indicated, including changes in security value and the reinvestment of all distributions and do not take into account income taxes payable that would have reduced returns. The funds are not guaranteed; their values change frequently and past performance may not be repeated.